



# McDANIEL

## Liquid Filled, Stainless Steel Case Utility Gauges

*"For the price-conscious buyer . . .*


McDaniel utility gauges are designed for the price-conscious buyer and user who have an emphasis on maintaining quality and accuracy in a general purpose gauge.

Our utility line offers trusted McDaniel quality in an economical package. Special consideration given to rigorous McDaniel standards for durability, accuracy, and quality of construction.

**Our Series 6:** Glycerin filled, stainless steel case utility gauges with brass internals. Designed for applications with a corrosive atmosphere and where pulsation and/or vibration are present.

Standard features include a restrictor screw (removable) in the inlet port for pulsation dampening.

*. . . and quality user."*



## SPECIFICATIONS

### **Accuracy:**

ASME B40.1 standard Grade B (3 - 2 - 3%)

### **Dial:**

White enameled aluminum. Black figures.

### **Case:**

304 Stainless steel

### **Pointer:**

Black enameled aluminum.

### **Lens:**

Polycarbonate.

### **Precision Movement**

Brass.

### **Bourdon Tube:**

Copper alloy (C Form 600 PSI & Below).  
Phosphorous bronze (Spiral 800 PSI & Above).

### **Temperature Utilization:**

-4 + 176 degrees Fahrenheit.

-20 + 80 degrees Celsius.

### **Pressure Utilization:**

Static: 75% maximum scale.

Dynamic: 66% maximum scale.

### **Stem and Socket:**

Brass. Restrictor screw standard.

J6 = 1/4" NPT (1/8" special order available)

T6 = 1/4" or 1/8" NPT available

### **Dial Sizes / Ranges Available**

2" - (T6) / Vac, Comp, Rec 3-15, up to 15,000 psi

2 1/2" - (J6) / Vac, Comp, Rec 3-15, up to 15,000 psi

### **Configurations Available:**

Bottom connected standard

(L) = Center-back connected

(U) = U-Clamp mounted, Center-back connected

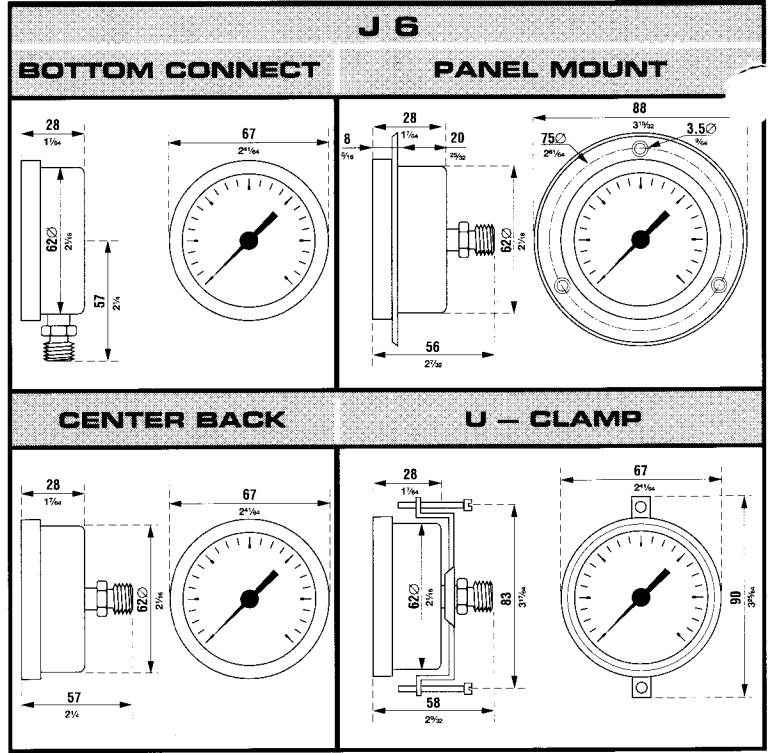
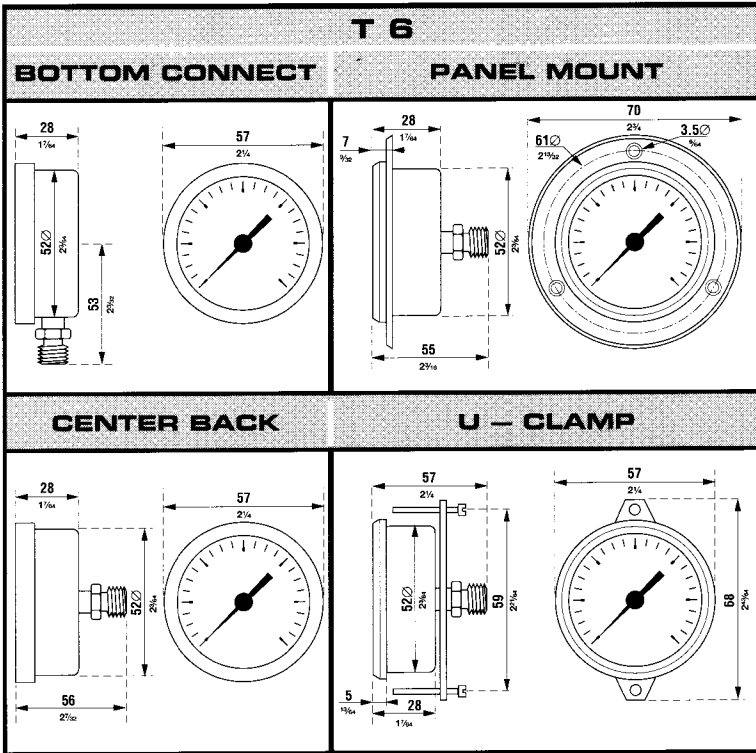
(P) = Front Flange, Center-back connected

## McDaniel Controls, Inc.

P. O. Box 187, Luling, LA 70070 • Highway 90 West, Paradis, LA 70080 U.S.A.  
(504) 758-2782 • New Orleans (504) 467-1333 • Fax (504) 758-1688

# DIMENSIONAL DATA

In millimeters (mm) and inches (in.)



*McDaniel also makes gauges in other materials; in sizes and ranges to fit a wide variety of applications, and in many special configurations.*

*Ask your representative about McDaniel gauges with stainless steel or Monel® internals, all brass or all stainless steel gauges, test gauges, or other requirements.*

© Monel is a registered trademark of INCO family of companies.

## HOW TO ORDER

- 1 - Select the model number (**T6**, **J6**)
- 2 - Specify range code from list at left.
- 3 - Specify mounting code:  
(Bottom connection is standard, no code)  
 "L" = (Center-back connection)  
 "U" = (U-Clamp, Center-back connection)  
 "P" = (Panel mount w/front flange, Center-back connection)
- 4 - Specify any other special configurations or options. (special NPT size, dual-scales, etc.)

**Model #**

(Example: **T6E**: "T6" = 2" (50mm) Dial - "E" = (0 - 160 psi range)  
**J61kP**: "J6" = 2 1/2" (63mm) Dial - "1k" = (1000 psi range) - "P" = (Panel mount)

\* Use 1K on T6 and J6 for 0 - 1000 psi range.  
 \*\* Receiver gauge is dual scale. (0 - 100% primary, 0 - 10 square root secondary)

### Limited Warranty

McDaniel warrants our utility gauges to be free of defects in material and workmanship: Replacement of any defective gauge will be made at no cost to the purchaser. Gauge failures determined to be caused by over-range and incompatibility with environment/product media or abuse will not be considered under this warranty.

Range code	Range psi	Minor Increments
A	0 - 15	.5
B	0 - 30	1
C	0 - 60	1
D	0 - 100	2
E	0 - 160	5
F	0 - 200	5
G	0 - 300	10
H	0 - 400	10
I	0 - 600	20
J	0 - 800	20
1K*	0 - 1000	20
L	0 - 1500	50
M	0 - 2000	50
N	0 - 3000	100
4k	0 - 4000	100
O	0 - 5000	100
6k	0 - 6000	200
P	0 - 10000	200
Q	0 - 15000	500
<b>VACUUM</b>	<b>VACUUM</b>	<b>VACUUM</b>
S	VAC 30"Hg - 0	1
<b>RECEIVER</b>	<b>RECEIVER</b>	<b>RECEIVER</b>
T	REC 3 - 15**	2
<b>COMPOUND</b>	<b>COMPOUND</b>	<b>COMPOUND</b>
U	30"Hg + 15	1-0-2
V	30"Hg + 30	1-0-2
W	30"Hg + 60	2-0-5
X	30"Hg + 100	2-0-5
Y	30"Hg + 160	2-0-10
2k	30"Hg + 200	5-0-15
Z	30"Hg + 300	10-0-30

## DISTRIBUTED BY:

It is recommended that users of pressure gauges become familiar with American National Standard ASME B40.1, entitled Gauges, Pressure and Vacuum - Indicating Dial Type - Elastic Element. This specification is available from:

**American Society of Mechanical Engineers,  
 United Engineering Center  
 345 East 47th Street  
 New York, New York 10077**